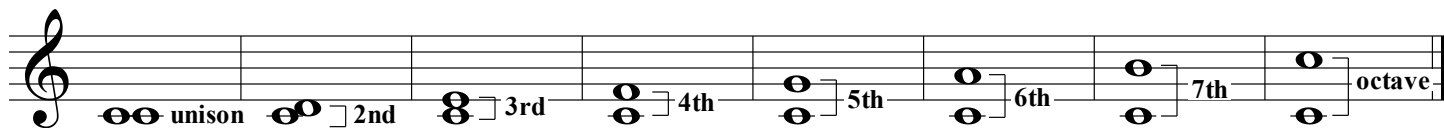



# Intervals II

Use this chart to help complete the exercises below.



1. Name these harmonic intervals.




2. Name these melodic intervals.



3. Name these intervals.




4. Write the indicated harmonic interval above the given note.



5. Write the indicated harmonic interval *below* the given note.



6. Write the indicated harmonic interval above the given note.



# Intervals III

Identify the intervals used in these exercises.  
Name the melodic intervals used in the top clef  
and the harmonic intervals used in the bottom clef.

3rd 3rd 3rd 2nd 3rd 2nd  
3rd 6th 3rd

1.

2.

3.

4.